

Water Skiers & Wakeboarders – Learn the Hand Signals

If you water ski or wakeboard, you know by now that once you're underway, it's very hard to communicate with the boat driver verbally over the noise of the motor.

What you may not know is there's an entire set of common [hand signals](#) that experienced water skiers and wakeboarders use to communicate with the boat driver. These signals can make the experience more pleasant, and in some cases, may prevent a potentially risky situation.

As several examples of how the signals work, when you're in the water, patting your head with your right hand means you want to go back to the dock, and holding your hands together over your head tells the boat driver that you're okay.


In addition to learning the signals, it's also important to remember several key [safety tips](#). Make sure the tow rope is clear of the propeller or any other hazards before taking off. Check that the propeller is off before you get back into the boat. And head back to the dock for the day before daylight starts to fade.

PotlatchDeltic recreational properties are often within easy reach of great spots for boating. [Contact one of the real estate experts in the PotlatchDeltic broker network](#) to learn how you can buy a home base for your activities in the woods and on the water!

###









BOATER SAFETY TIP - COMMON HAND SIGNALS
Along with the operator - there must always be a "spotter" on board the vessel to watch the person being towed.

COMMUNICATION IS KEY TO SAFE TOWED WATER SPORTS...



HIGH-IMPACT SPORTS require a Type-I PFD...
Never engage in towed water sports in an inflatable PFD – ever.

Towed water sports can be fun, but noisy... Everyone on board, as well as the person being towed, has to use hand signals to communicate their intentions. Please memorize the following hand signal chart and have fun:

<p>Return To Dock</p>  <p>Patting your head with your right hand...</p>	<p>Rider Okay</p>  <p>Hold your hands up together over your head...</p>	<p>Rider Down</p>  <p>Hold up your water ski or wakeboard...</p>
<p>Speed Up</p> 	<p>Stop</p> 	<p>Speed Okay</p> 
<p>Turn Left</p> 	<p>Turn Right</p> 	<p>Slow Down</p> 